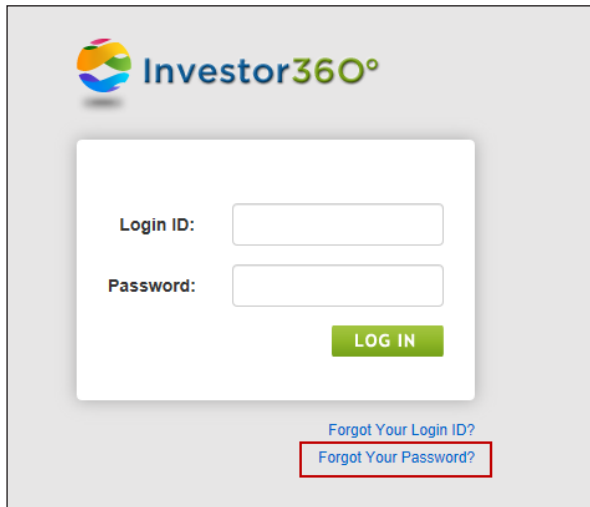


## INVESTOR360<sup>®</sup>: RESETTING YOUR PASSWORD

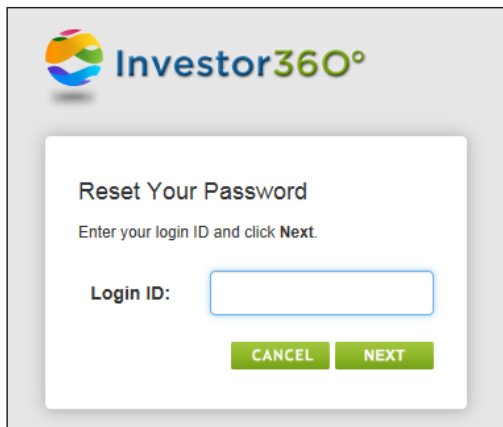
If you forget your password, you can easily reset it by following these instructions:

1. Go to [www.investor360.net](http://www.investor360.net) and click the **Forgot Your Password?** link.



The screenshot shows the Investor360 login interface. At the top left is the Investor360 logo. Below it is a white login box containing two input fields: "Login ID:" and "Password:". A green "LOG IN" button is positioned below the password field. At the bottom right of the login box, there are two links: "Forgot Your Login ID?" and "Forgot Your Password?". The "Forgot Your Password?" link is highlighted with a red rectangular border.

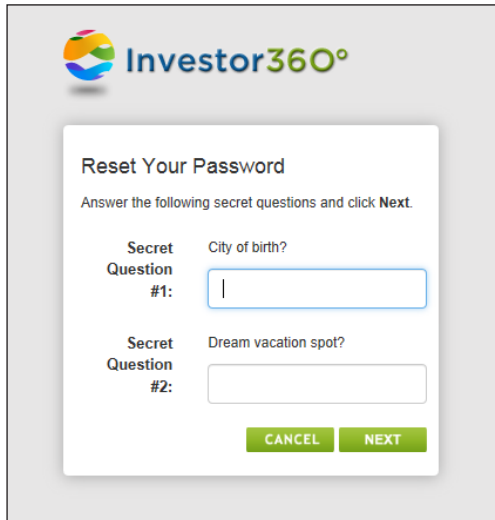
2. Enter your Login ID and click **Next**.



The screenshot shows the Investor360 password reset page. At the top left is the Investor360 logo. Below it is a white box titled "Reset Your Password". Under the title, it says "Enter your login ID and click Next." There is a single input field labeled "Login ID:". Below the input field are two green buttons: "CANCEL" and "NEXT".


3. Answer your security questions and click **Next**. Remember that answers are *not* case sensitive.

**Please note:** If you can't remember the answers to your security questions, contact your advisor for help with setting up a new "one-time" password. Follow the steps in the "First-time user" section of the Logging In to Investor360° guide to log in with the new temporary password.



The screenshot shows the Investor360° logo at the top left. Below it is a white box titled "Reset Your Password" with the instruction "Answer the following secret questions and click Next." There are two secret questions: "City of birth?" labeled "Secret Question #1" and "Dream vacation spot?" labeled "Secret Question #2". Each question has a corresponding text input field. At the bottom of the white box are two green buttons: "CANCEL" and "NEXT".

4. Create a new password and click **Next**. Remember that passwords must be eight characters long and contain at least one number.



The screenshot shows the Investor360° logo at the top left. Below it is a white box titled "Reset Your Password" with the instruction "Enter a new password and click Next." There are two password fields: "New Password:" and "Confirm Password:". Below the "New Password:" field is a note: "(At least 8 characters, including 1 number)". At the bottom of the white box are two green buttons: "CANCEL" and "NEXT".

5. Your password is now reset and the Overview subtab appears. To log in to Investor360° in the future, simply enter the login ID given to you by your advisor and the new password that you created.